



TitanFTP

S E R V E R

Remote Administration
Quick Start Guide

Notices

Thank you for purchasing Titan Server®.

Information in this document is subject to change without notice. The software described in this document is furnished under a license agreement, OEM, or reseller agreement. The software may be used or copied only in accordance with the terms of those agreements. No part of this publication may be reproduced, stored in a retrieval system, or transmitted in any form or any means electronic or mechanical, including photocopying and recording for any purpose other than the purchaser's personal use without the written permission of South River Technologies, Inc.

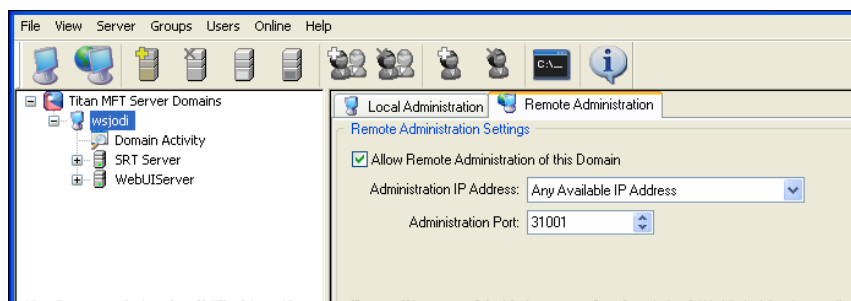
South River Technologies and Titan FTP/MFT Server, WebDrive, DMZedge, and GroupDrive are registered trademarks of South River Technologies, Inc. in the U.S. and other countries. Microsoft, Windows, Windows NT, Windows XP, and Windows Vista are registered trademarks of Microsoft Corporation, Inc. The names of other actual companies and products mentioned herein may be the trademarks of their respective owners. Any information in this document about compatible products or services should not be construed in any way to suggest SRT endorsement of that product or service.

South River Technologies, Inc.
2635 Riva Road
Suite 100
Annapolis, Maryland 21401
USA
Telephone: 410-266-0667
Fax: 410-266-1191
www.southernrivertech.com

Please Note: The following instructions will help you to configure remote administration in Titan FTP/MFT Server. Some screens in this instruction may contain options that do not pertain to configuring remote administration. If you need additional information regarding these steps, please see the [Titan FTP User Guide](#). A list of Frequently Asked Questions (FAQ) is available at our [Knowledgebase Support Center](#), and a complete listing of [SRT Quick Start guides](#) is also available online. For the purpose of this remote administration Quick Start guide, we will guide you through these options without configuring additional settings.

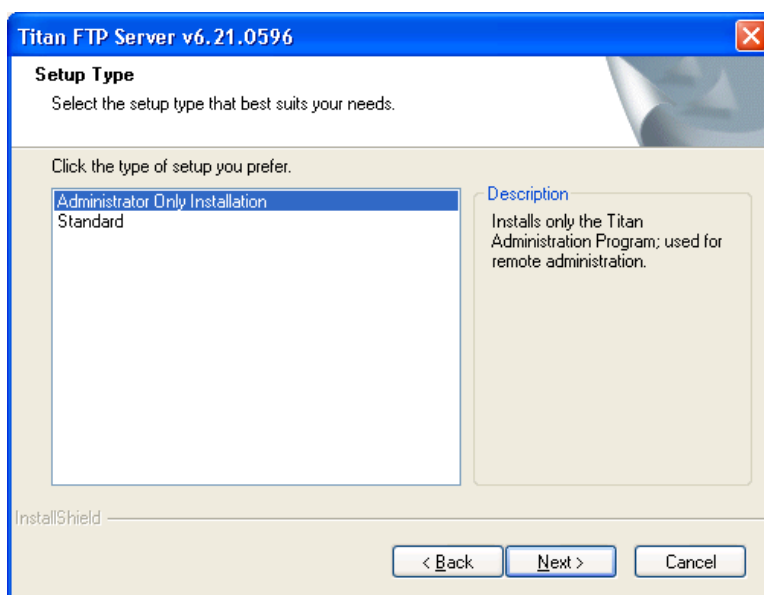
Configuring Remote Administration

1. Run the Titan Administrator and expand the Titan Server **Domains** in the left/tree view window. Next, click the domain name (shown as **wsjodi** in our example). In the tab pane/right pane, click the **Remote Administration** tab. Select the check box to enable **Allow Remote Administration of this Domain**. Select an **Administration IP Address**, which will be used to connect to the Titan Server remotely. Click **Apply** to save these options.

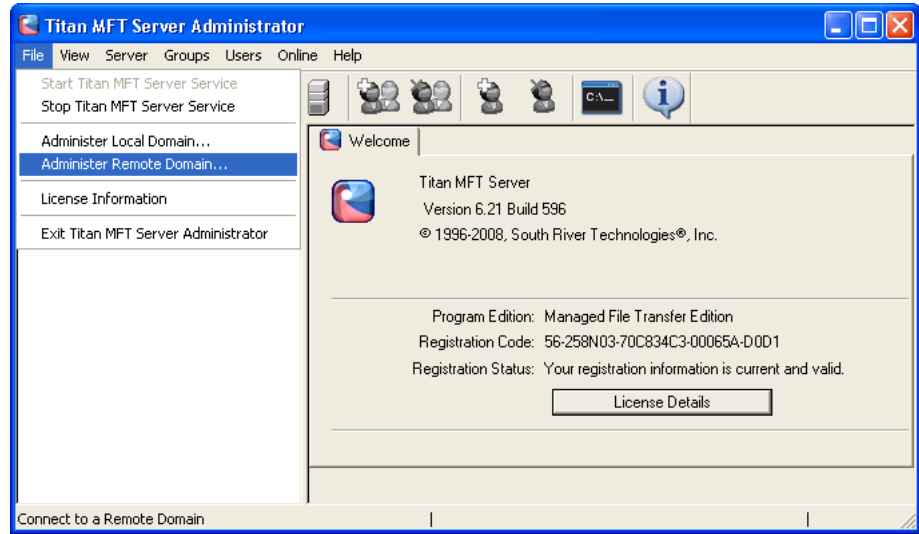


2. At this point, your Titan FTP Server is ready to be administered Remotely, i.e., from another computer. So, on that other computer, you will need to install the remote administration utility, which will be used to connect to this Titan Server. Download the Titan FTP Server installer to the computer that will be used as the remote administration computer. You can download the latest release from <http://www.titanftp.com/software/titanftp6.exe>

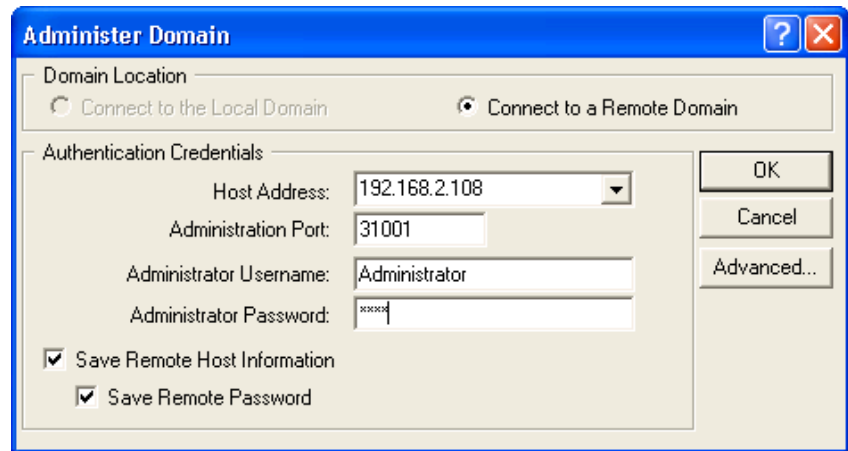
During the installation, you will be asked for the **Setup Type**, select **Administrator Only Installation**. This will instruct the installer to install only the remote administration utility and not the full server.



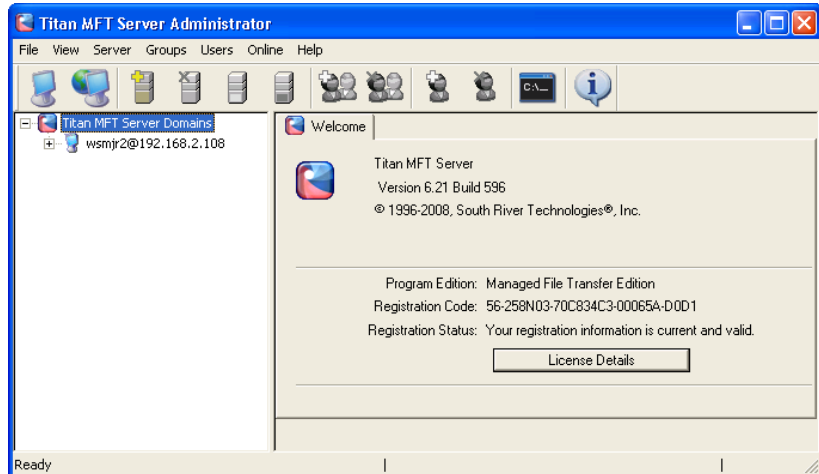
3. Once you have installed the remote administration utility, there will be a Titan icon on your desktop; double-click that icon to launch the remote administration utility. From the File menu, select **Administer Remote Domain**.



4. When the dialog box opens, type the **IP address, Port,** and the **Username** and **Password** for accessing the Titan Server on the remote computer.



5. The Remote Administration utility will connect to the remote Titan computer and you will then be able to perform remote administration of the server.



About South River Technologies

South River Technologies (SRT) is an innovator in managed file transfer and basic content services software. SRT's software seamlessly integrates access to remote files into the desktop applications that users rely on, creating an instantly familiar interface for collaborating, sharing, and accessing files. SRT's enterprise class server products are built using industry standard encryption, highly granular security configuration controls, and technologies to reduce the risk of network intrusions. Over 60,000 customers, including more than 70 colleges and universities, government agencies such as NASA and FAA, and other blue chip companies in more than 110 countries rely on SRT's software to make remote file access and collaboration more efficient for their customers, partners, and distributed workforce. For more information, please visit www.southernrivertech.com.

Titan FTP Server® is a registered trademark of South River Technologies, Inc.

© Copyright South River Technologies, 1996-2009. All rights reserved.